

L U X U R Y _____
C O L L E C T I O N

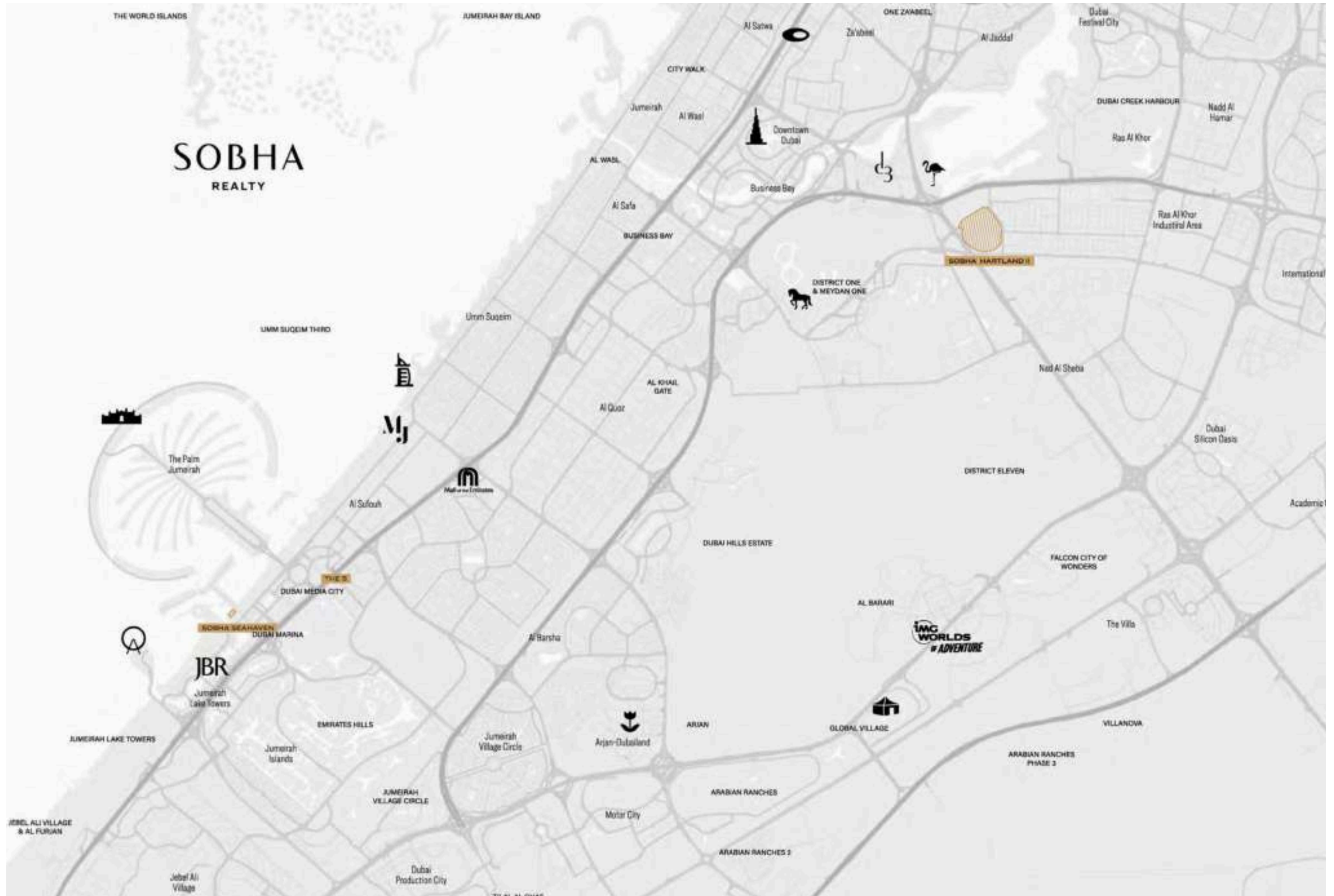
SOBHA
REALTY

LUXURY _____
COLLECTION

Sobha Luxury collection
represents the highest standards
in luxury living for the *world's
most discerning few.*

Changing the landscape of real estate, Sobha Luxury collection is curation of some of the world's finest residences, set within the most exclusive neighbourhoods from Dubai Harbour, Sheikh Zayed Road to MBR City.








From majestic mansions,
opulent penthouses to private
villas, each of Sobha*Luxury
Collection* masterpieces are
unique and rare.

Bearing the distinctive hallmark of luxury living at its best.







True **LUXURY**
is in the heritage and rarity...

The Legacy

of Craft...

Built on a rich legacy of craft, spanning over 5 decades, Sobha Luxury Collection is a curation of bespoke residences with exquisite living experiences for the rarest of the rare.





Landmark

Addresses...

Elegant precincts, vibrant contemporary city centres and locations endowed with rare beauty, Sobha Luxury Collection masterpieces are set in the world's most exclusive neighbourhoods.



LUXURY
COLLECTION

Unparalleled

Lifestyle...

Sobha Luxury Collection is curated to the needs of the the discerning few. With bespoke experiences and tailor made services that pamper you everyday.





Private

Club...

With just a select few families from across the world owning a Sobha Luxury Collection masterpiece, and forming a private club, enjoying exclusive benefits and the pleasure of associating with like-minded connoisseurs.



The COLLECTION

Sobha Luxury Collection
comprises of the most elegant
residences from around the
world.



Designed from the house of the palace-maker, Mr. PNC Menon and his obsession for detail and craftsmanship has made Sobha Luxury collection one of the most desirable collection in the world. The residential landmarks are in Dubai, each with its own unique design and architecture.

Limited edition.

Unlimited Horizons...

Rising from the heart of Dubai Harbour, glancing at iconic Palm Jumeirah, and gazing at stunning Dubai Harbour, Sky Edition at Sobha SeaHaven is luxury oceanfront living redefined. It's the very best of SeaHaven. And beyond







5 BEDROOM APARTMENT

AREAS & DIMENSIONS

		UNIT NO. 6001 SUITE - 6,982.44 SQ.FT. BALCONY - 919.24 SQ.FT. TOTAL UNIT - 7,901.68 SQ.FT.	UNIT NO. 6101 SUITE - 7,159.29 SQ.FT. BALCONY - 1,071.76 SQ.FT. TOTAL UNIT - 8,231.05 SQ.FT.
DESCRIPTION		EXTERNAL STORE - 394.82 SQ.FT. TOTAL - 8,296.50 SQ.FT.	EXTERNAL STORE - 394.82 SQ.FT. TOTAL - 8,625.87 SQ.FT.
		DIMENSIONS	DIMENSIONS
1	FOYER	3050 x 3300	3050 X 3300
2	GUEST LOUNGE	4800 x 4300	4850 X 4300
3	GUEST BEDROOM	4850 x 3950	4850 X 3950
3.1	GUEST BEDROOM WALK IN CLOSET	3000 X 1200	3000 X 1200
3.2	GUEST BEDROOM - BATHROOM	4600 X 3300	4600 X 3400
4	DINING ROOM	4800 x 7250	4850 X 7850
5	LOUNGE	4700 x 7250	4700 X 7850
6	LIVING ROOM	7600 x 6400	7850 X 6400
7	OFFICE	7600 X 3650	7850 X 3650
8	SHOW KITCHEN	5150 x 3400	5150 X 3450
9	DIRTY KITCHEN	3550 x 4150	3550 X 4150
10	MASTER BEDROOM	6800 X 6850	7000 X 7000
10.1	M. BEDROOM WALK IN CLOSET	7300 X 2050	7750 X 2000
10.2	M. BEDROOM BATHROOM	5750 X 3050	6000 X 3050
11	BEDROOM - 01	4100 x 4700	4100 X 5050
11.1	BEDROOM - 01 BATHROOM	2150 x 3500	2200 X 3500
12	BEDROOM - 02	3850 x 4250	3850 X 4350
12.1	BEDROOM - 02 BATHROOM	1850 x 5100	1900 X 5200
13	BEDROOM - 03	4000 x 5700	4000 X 5800
13.1	BEDROOM - 03 BATHROOM	1800 x 5100	1850 X 5200
14	MAID'S ROOM	3100 x 2550	3100 X 2550
14.1	MAID'S ROOM TOILET	1600 x 2600	1600 X 2600
15	UTILITY	1400 x 2600	1400 X 2600
16	POWDER ROOM	3200 x 2300	3200 X 2300

5 BEDROOM APARTMENT

AREAS & DIMENSIONS

		UNIT NO. 6002 SUITE - 6,997.73 SQ.FT. BALCONY - 827.96 SQ.FT. TOTAL UNIT - 7,825.69 SQ.FT.	UNIT NO. 6102 SUITE - 7,157.78 SQ.FT. BALCONY - 939.47 SQ.FT. TOTAL UNIT - 8,097.25 SQ.FT.
DESCRIPTION		EXTERNAL STORE - 375.45 SQ.FT. TOTAL - 8,201.14 SQ.FT.	EXTERNAL STORE - 375.45 SQ.FT. TOTAL - 8,472.70 SQ.FT.
		DIMENSIONS	DIMENSIONS
1	FOYER	3100 X 3450	3100 X 3450
2	GUEST LOUNGE	4800 X 4250	4800 X 4250
3	GUEST BEDROOM	4900 X 3900	4950 X 3900
3.1	GUEST BEDROOM WALK IN CLOSET	2900 X 1200	2950 X 1200
3.2	GUEST BEDROOM - BATHROOM	4450 X 3300	4450 X 3300
4	DINING ROOM	4850 X 7250	4850 X 7800
5	LOUNGE	4750 X 7200	4750 X 7750
6	LIVING ROOM	8000 X 5600	8100 X 5850
7	OFFICE	7750 X 3600	7850 X 3600
8	SHOW KITCHEN	4600 X 3600	4600 X 3500
9	DIRTY KITCHEN	3750 X 4300	3750 X 4300
10	MASTER BEDROOM	6600 X 7300	6700 X 7350
10.1	M. BEDROOM WALK IN CLOSET	7450 X 2100	7550 X 2100
10.2	M. BEDROOM BATHROOM	5900 X 3050	6000 X 3050
11	BEDROOM - 01	4350 X 4700	4350 X 5050
11.1	BEDROOM - 01 BATHROOM	2100 X 3500	2100 X 3500
12	BEDROOM - 02	3850 X 4450	3850 X 4500
12.1	BEDROOM - 02 BATHROOM	1900 X 5100	1850 X 5200
13	BEDROOM - 03	4000 X 5800	4000 X 5850
13.1	BEDROOM - 03 BATHROOM	1850 X 5100	1800 X 5200
14	MAID'S ROOM	3200 X 2550	3200 X 2550
14.1	MAID'S ROOM TOILET	1550 X 2600	1600 X 2600
15	UTILITY	1500 X 2600	1500 X 2600
16	POWDER ROOM	3300 X 2350	3300 X 2350

6 BEDROOM

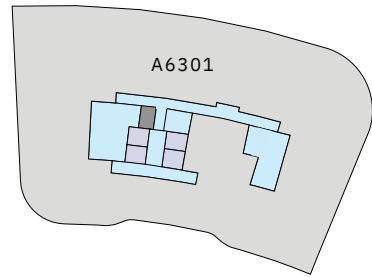
AREAS & DIMENSIONS

UNIT NO. 6201
 SUITE - 16,077.84 SQ.FT.
 BALCONY - 3,107.65 SQ.FT.
 TOTAL UNIT - 19,185.49 SQ.FT.

	DESCRIPTION	DIMENSIONS
1 2	LIVING ROOM	4700 x 6950
3 4	GREAT ROOM	9900 x 7350
5 6	FORMAL DINING	5200 x 7700
7 8	FAMILY DINING	4700 x 5200
9	UTILITY ROOM	3250 x 2350
10	POWDER ROOM 1	2000 x 3800
11	POWDER ROOM 2	4450 x 2500
11.1	KITCHEN	4100 x 5100
11.	PREP. KITCHEN	5100 x 5000
2	OFFICE	6800 x 7450
11.	MASTER BEDROOM 01	8500 x 5700
3	M. BEDROOM 01 WALK IN CLOSET	6100 x 2250
11.	M. BEDROOM 01 BATHROOM	6250 x 2950
4	HAMMAM ROOM	3900 x 1800
12	SAFE ROOM	3050 x 1800
12.	MASTER BEDROOM 02	7150 x 7450
1	M. BEDROOM 02 WALK IN CLOSET	7750 x 2100
12.	M. BEDROOM 02 BATHROOM	6150 x 2900
2	BEDROOM - 01	4400 x 6450
13	BEDROOM - 01 BATHROOM	3400 x 5200
13.	BEDROOM - 02	4050 x 5900
1	BEDROOM - 02 BATHROOM	3400 x 5250
14	BEDROOM - 03	4050 x 5800
14.	BEDROOM - 03 BATHROOM	3350 x 5050
1	BEDROOM - 04	4150 x 6450
15	BEDROOM - 04 BATHROOM	3350 x 4900
15.	MAID'S ROOM	3150 x 3500
1	MAID'S ROOM TOILET	3250 x 1600
16	TV LOUNGE	4850 x 7000
16.	LOUNGE	4750 x 6550
1	PANTRY	2950 x 5300
17	STORE - 01	3150 x 2250
17.	BAR AREA	5000 x 6500
1	WINE ROOM	3400 x 2500
18	GYM	8900 x 5300
19	HAND WASH	3450 x 2400
20	STORE - 02	8000 x 1650
21	STORE - 03	1900 x 2800
22	HOME THEATER	8000 x 5500
23		
24		

6 BEDROOM

(with gym + home theatre + office + pool + sauna + powder room + wine room + maid room + store)



LEVEL 63

UNIT

VIEWS

360 Degree views
6301

6 BEDROOM

AREAS & DIMENSIONS

UNIT NO. 6301
 SUITE - 16,548.33 SQ.FT.
 BALCONY - 3,322.82 SQ.FT.
 TOTAL UNIT - 19,871.15 SQ.FT.

	DESCRIPTION	DIMENSIONS
1 2	LIVING ROOM	4800 X 7450
3 4	GREAT ROOM	9900 X 7700
5 6	FORMAL DINING	5200 X 8450
7 8	FAMILY DINING	4700 X 5950
9	UTILITY ROOM	3250 X 2350
10	POWDER ROOM 1	2000 X 3800
11	POWDER ROOM 2	4450 X 2500
11.1	KITCHEN	4100 X 5100
11.	PREP. KITCHEN	5100 X 5000
2	OFFICE	6950 X 7500
11.	MASTER BEDROOM 01	8650 X 5700
3	M. BEDROOM 01 WALK IN CLOSET	6250 X 2250
11.	M. BEDROOM 01 BATHROOM	6300 X 2950
4	HAMMAM ROOM	3900 x 1800
12	SAFE ROOM	3050 x 1800
12.	MASTER BEDROOM 02	7400 X 7550
1	M. BEDROOM 02 WALK IN CLOSET	8050 X 2100
12.	M. BEDROOM 02 BATHROOM	6350 X 2950
2	BEDROOM - 01	4400 X 6900
13	BEDROOM - 01 BATHROOM	3450 X 5300
13.	BEDROOM - 02	4050 X 6050
1	BEDROOM - 02 BATHROOM	3400 X 5350
14	BEDROOM - 03	4050 X 5900
14.	BEDROOM - 03 BATHROOM	3350 X 5350
1	BEDROOM - 04	4200 X 6950
15	BEDROOM - 04 BATHROOM	3350 X 5200
15.	MAID'S ROOM	3150 X 3500
1	MAID'S ROOM TOILET	3250 X 1600
16	TV LOUNGE	4850 X 7500
16.	LOUNGE	4800 X 7100
1	PANTRY	2950 X 5300
17	STORE - 01	3150 X 2250
17.	BAR AREA	5000 X 7050
1	WINE ROOM	3450 X 2500
18	GYM	9050 X 5300
19	HAND WASH	3400 X 2400
20	STORE - 02	8000 x 1650
21	STORE - 03	1900 x 2800
22	HOME THEATER	8000 x 5500
23		
24		

The COLL **LECTION**

A Signature reveals the best part of you

In the most powerful corridor

of the Middle East...

The city's most prized real estate adorns Sheikh Zayed Road, the powercorridor of Dubai. With sweeping sights of the sea and the green vistas of the golf course, The Signature tower is crafted to offer stunning views whichever way you look.









Soothe your soul

by the water's edge...

Located just 5 Km away from Downtown Dubai in the heart of the city, with lush green spaces, forest landscapes and exclusive access to 2 blue lagoons, Sobha Hartland Estate Villas set a new standard in opulence and leisure.









HOSPITALITY

by Latinem Facilities...



The best

of everything awaits you on ground...

To cater to all requests from our residents Sobha Luxury has its own concierge services. The dedicated community management team is on hand 24 hours a day to anticipate your needs, cater to every requirement and enrich your experiences through a range of bespoke services.

Come Home

to every indulgence...

Valet and Concierge
Services Children's Day
Care Centre Executive
Serviced Lounge
Management of
landscaping, Management
of the Club Recreational
facilities



Amenities

to every indulgence...

Infinity Edge Leisure Pool

Café with Dining Area

Pool Deck with Sun Bed

Outdoor Yoga and Relaxation Area

Meditation Corner & Library

Health Club with Sauna & Steam

Indoor & Outdoor Gym

Indoor Cinema & Jacuzzi

