


Serenz

BY **DANUBE**

FLOOR PLANS



STUDIO



AREA (Sq.Ft)

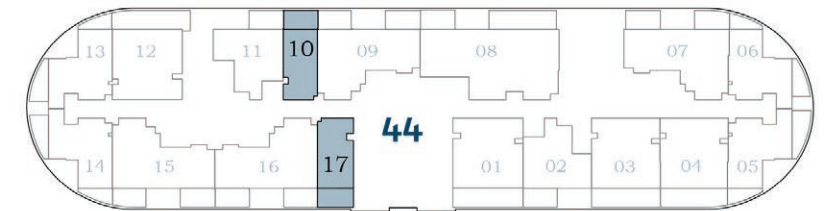
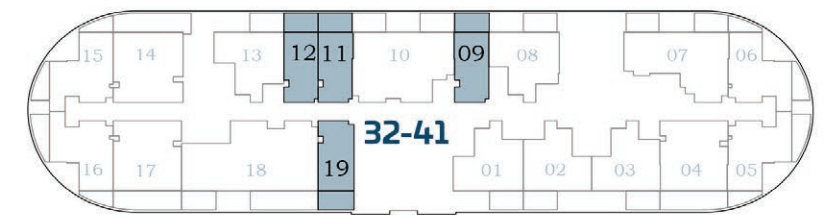
Apartment
299 to 318

Balcony
79 to 86

Total
381 to 402

Tower - A

Floor



FLEX STUDIO - A



AREA (Sq.Ft)

Apartment
358 to 372

Balcony
63 to 73

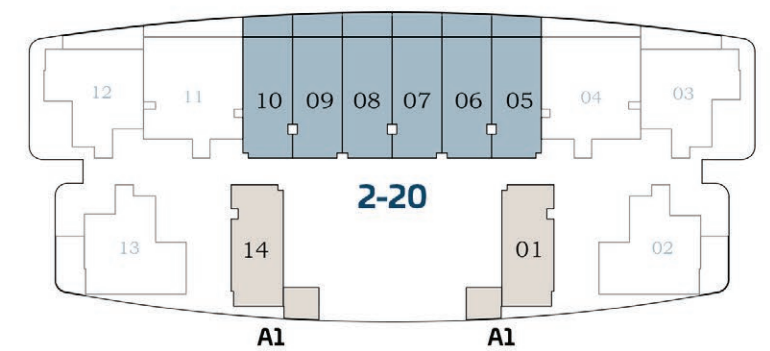
Total
421 to 439

FEATURES :

☒ Convertible 1BHK

Tower - B

Floor



A1

1 BEDROOM - A

Tower - A

Floor



AREA (Sq.Ft)

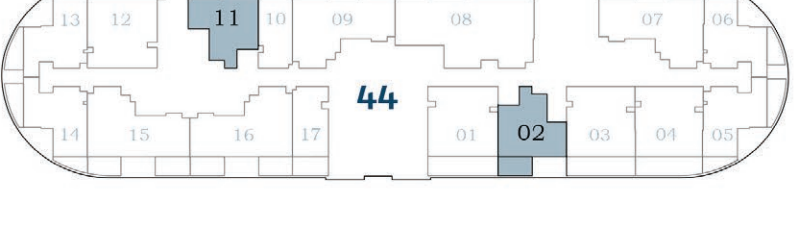
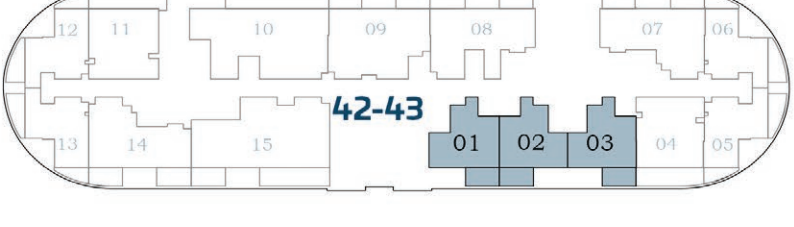
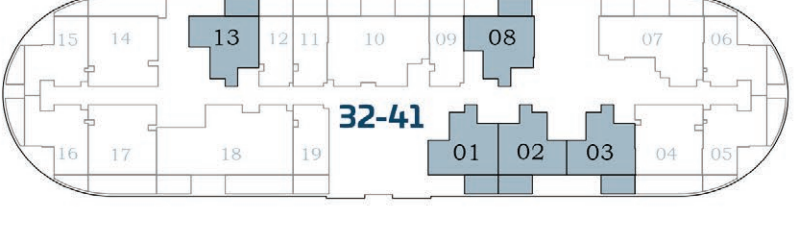
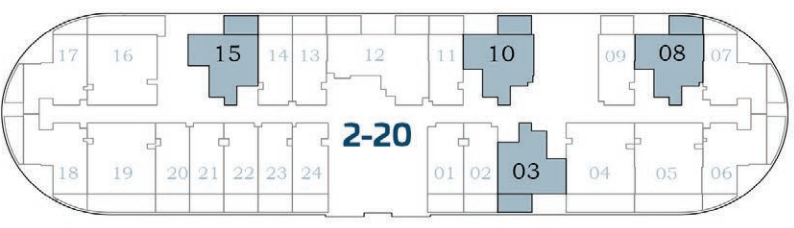
Apartment
457 to 473

Balcony
79 to 83

Total
538 to 554

FEATURES :

- ☒ Dual Access Bath



1 BEDROOM - B



Tower - B

Floor



AREA (Sq.Ft)

Apartment
482 to 492

Balcony
90 to 98

Total
572 to 590

FEATURES :

☒ Dual Access Bath

FLEX 1 BEDROOM



AREA (Sq.Ft)

Apartment
460 to 467

Balcony
108 to 136

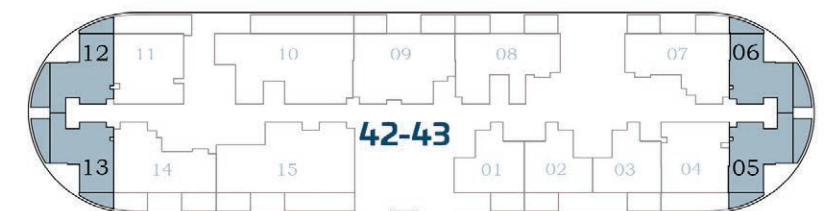
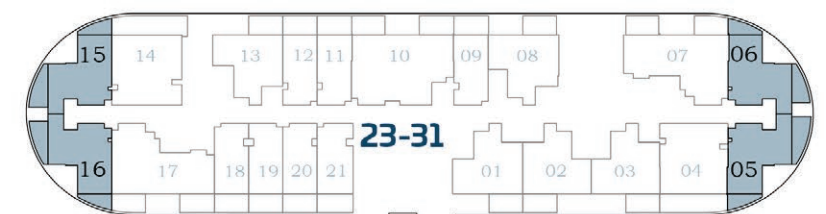
Total
568 to 603

FEATURES :

☒ Convertible 2BHK

Tower - A

Floor



*The balcony dimensions varies along the periphery

FLEX PLUS 1 BEDROOM - A

AREA (Sq.Ft)

Apartment
599 to 618

Balcony
158 to 189

Total
757 to 805

FEATURES :

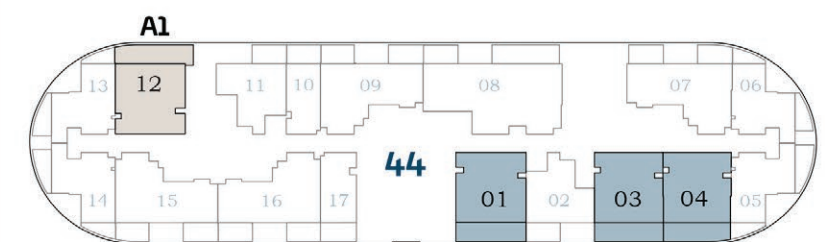
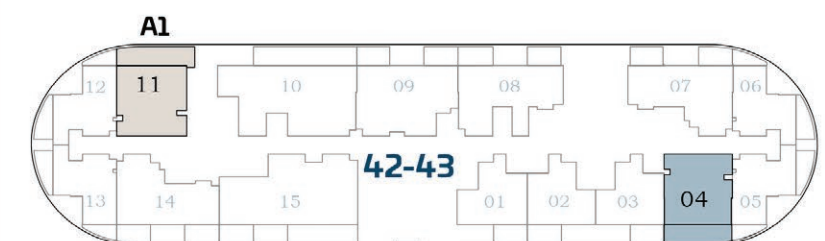
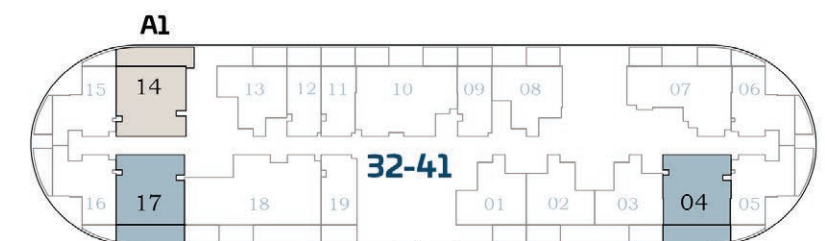
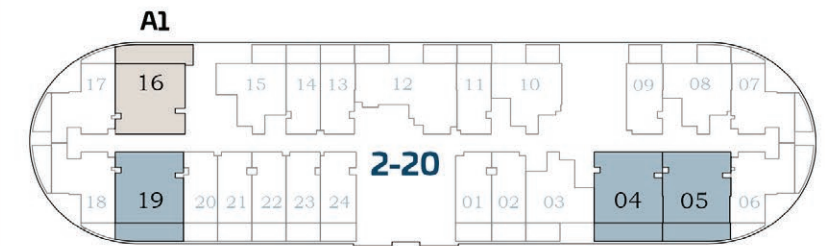
- ☒ Convertible 2BHK
- ☒ Multipurpose Room with Bath



A1

Tower - A

Floor



FLEX PLUS 1 BEDROOM - B



Tower - B

Floor



AREA (Sq.Ft)

Apartment
622

Balcony
94

Total
716

FEATURES :

- ☒ Convertible 2BHK
- ☒ Multipurpose Room with Bath

2 BEDROOM - A



AREA (Sq.Ft)

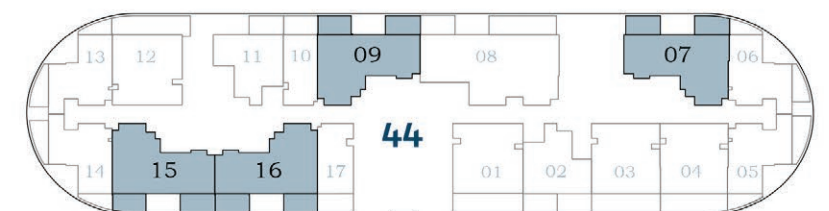
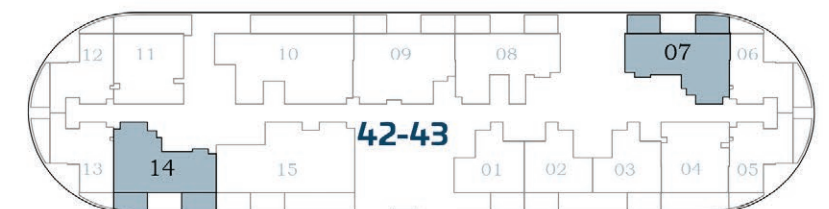
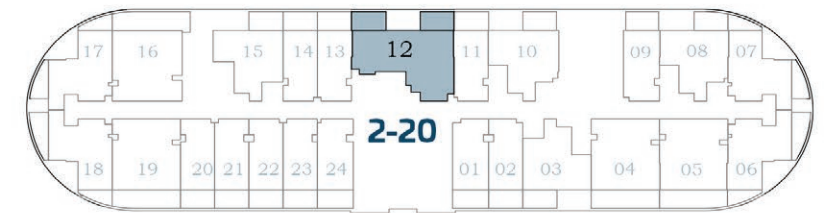
Apartment
689 to 706

Balcony
158 to 164

Total
853 to 870

Tower - A

Floor

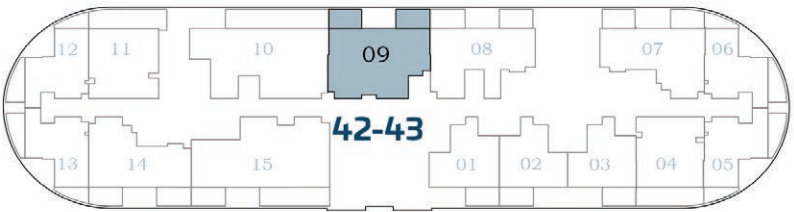
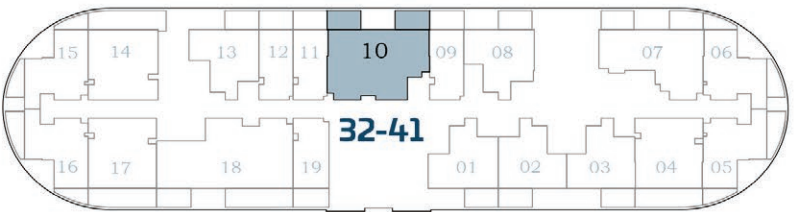
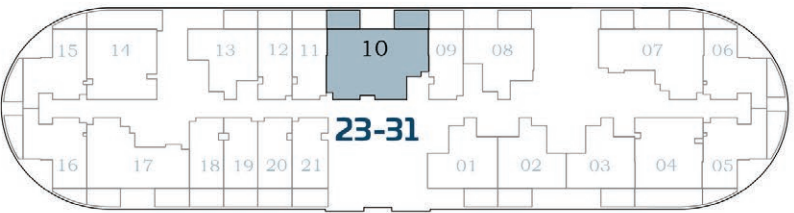


PREMIUM 2 BEDROOM



Tower - A

Floor



AREA (Sq.Ft)

Apartment
832

Balcony
161 to 165

Total
993 to 997

FEATURES :

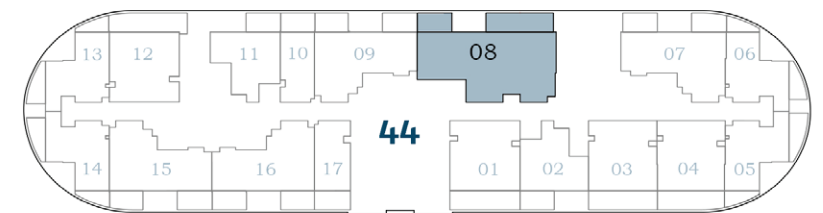
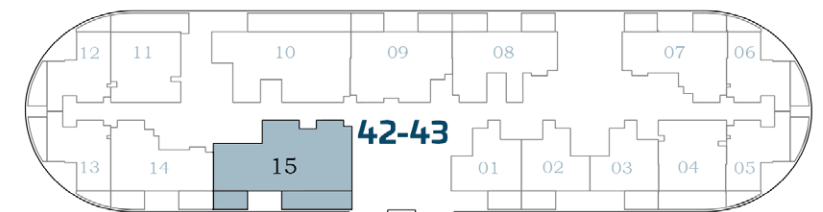
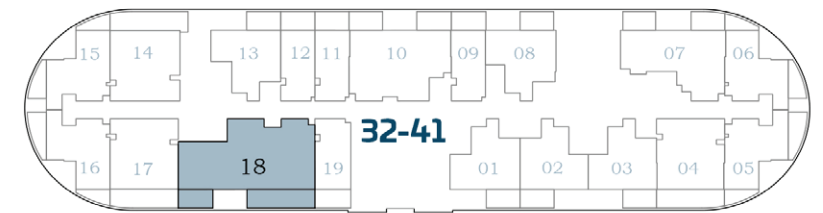
☒ **Multipurpose Room
with Bath**

PREMIUM 3 BEDROOM



Tower - A

Floor



AREA (Sq.Ft)

Apartment
1,062 to 1,078

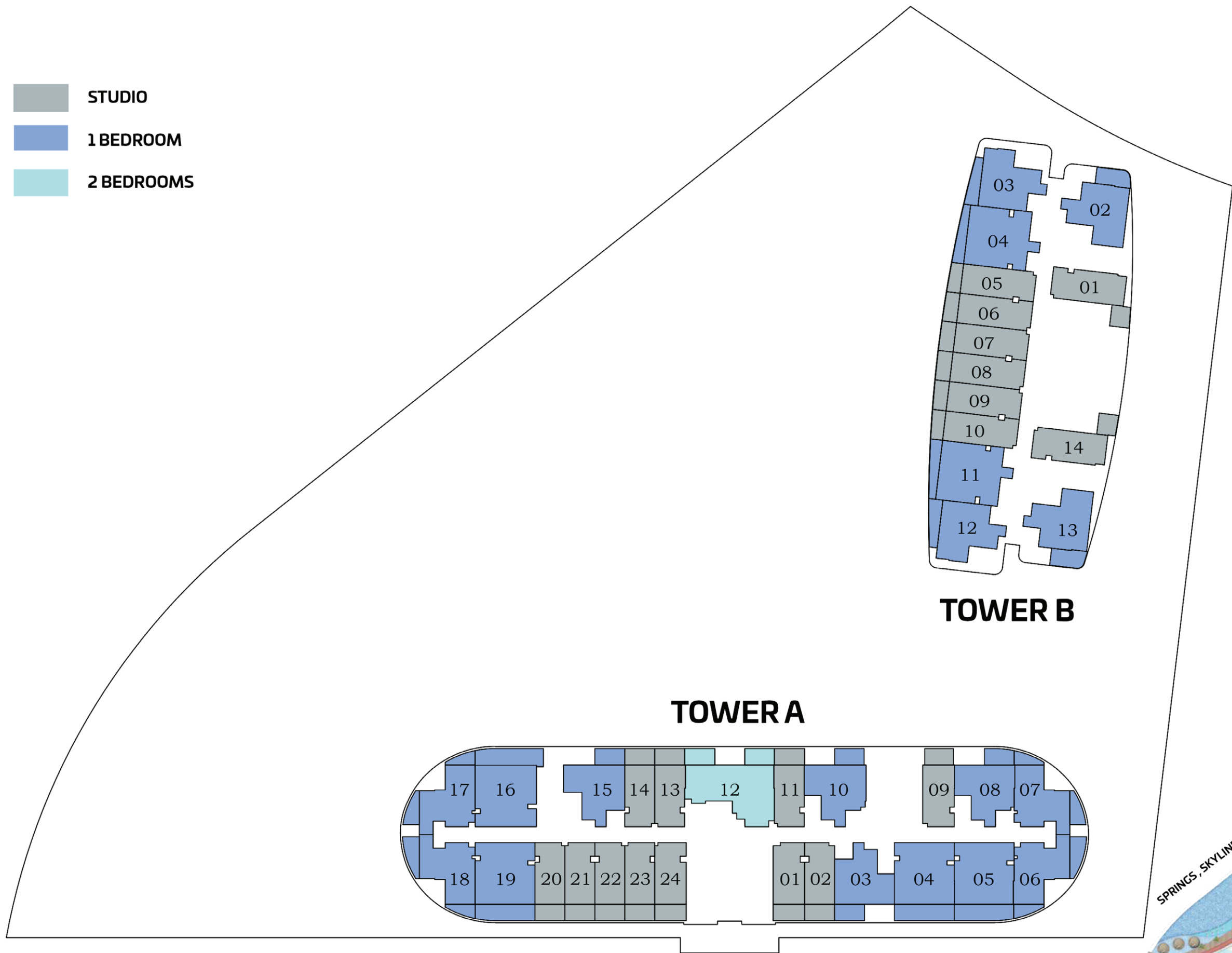
Balcony
245 to 248

Total
1,307 to 1,326

FEATURES :

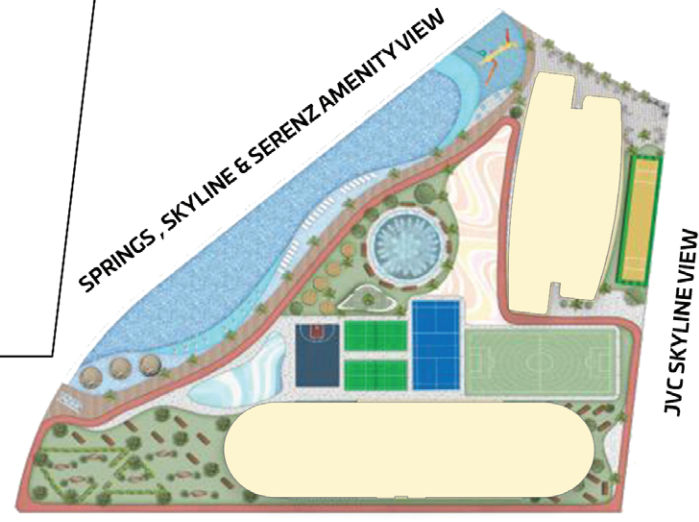
☒ Multipurpose Room
with Bath

- STUDIO
- 1 BEDROOM
- 2 BEDROOMS

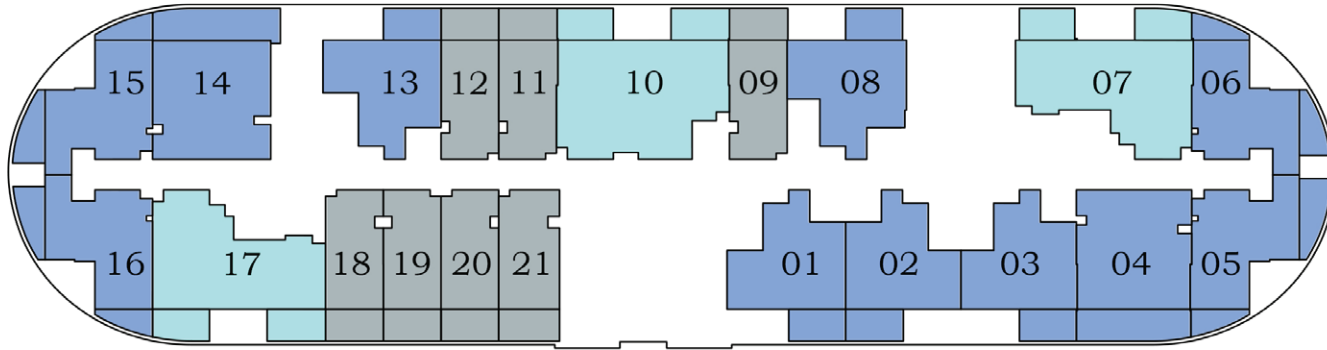


FLOOR 2 - 20

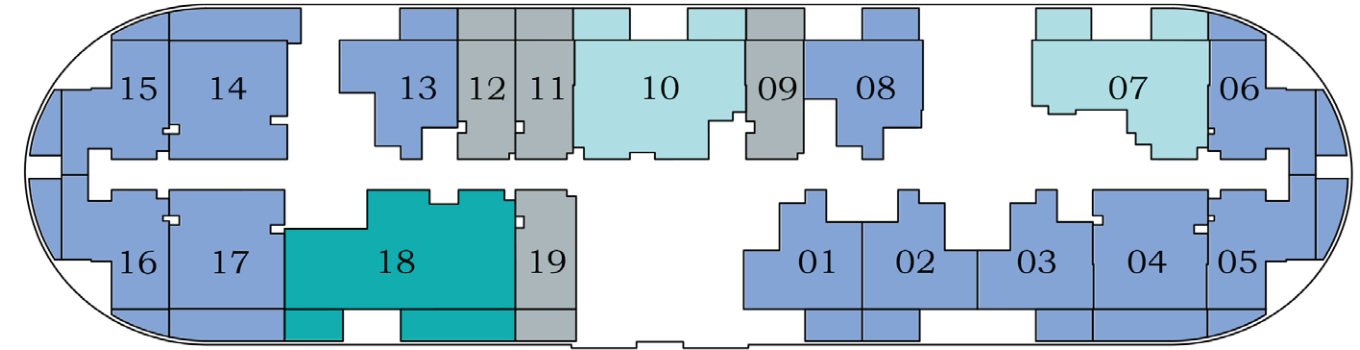
Serenz



TOWER A



FLOOR 23 - 31



FLOOR 32 - 41



FLOOR 42 - 43

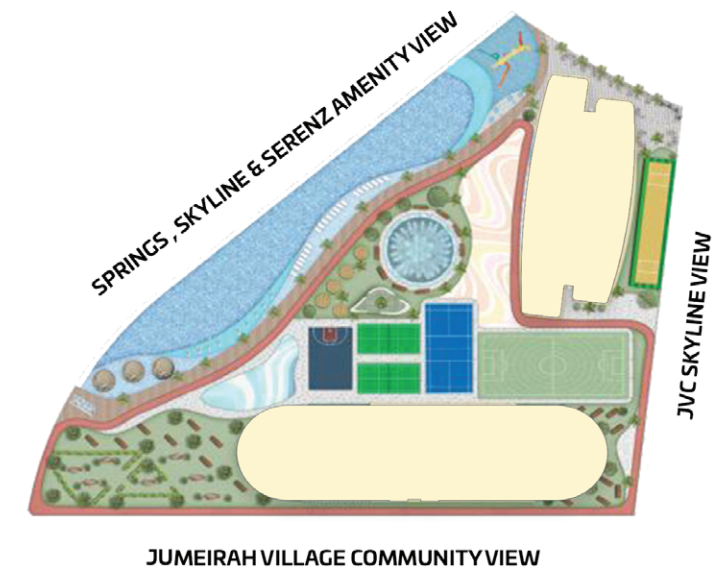


FLOOR 44



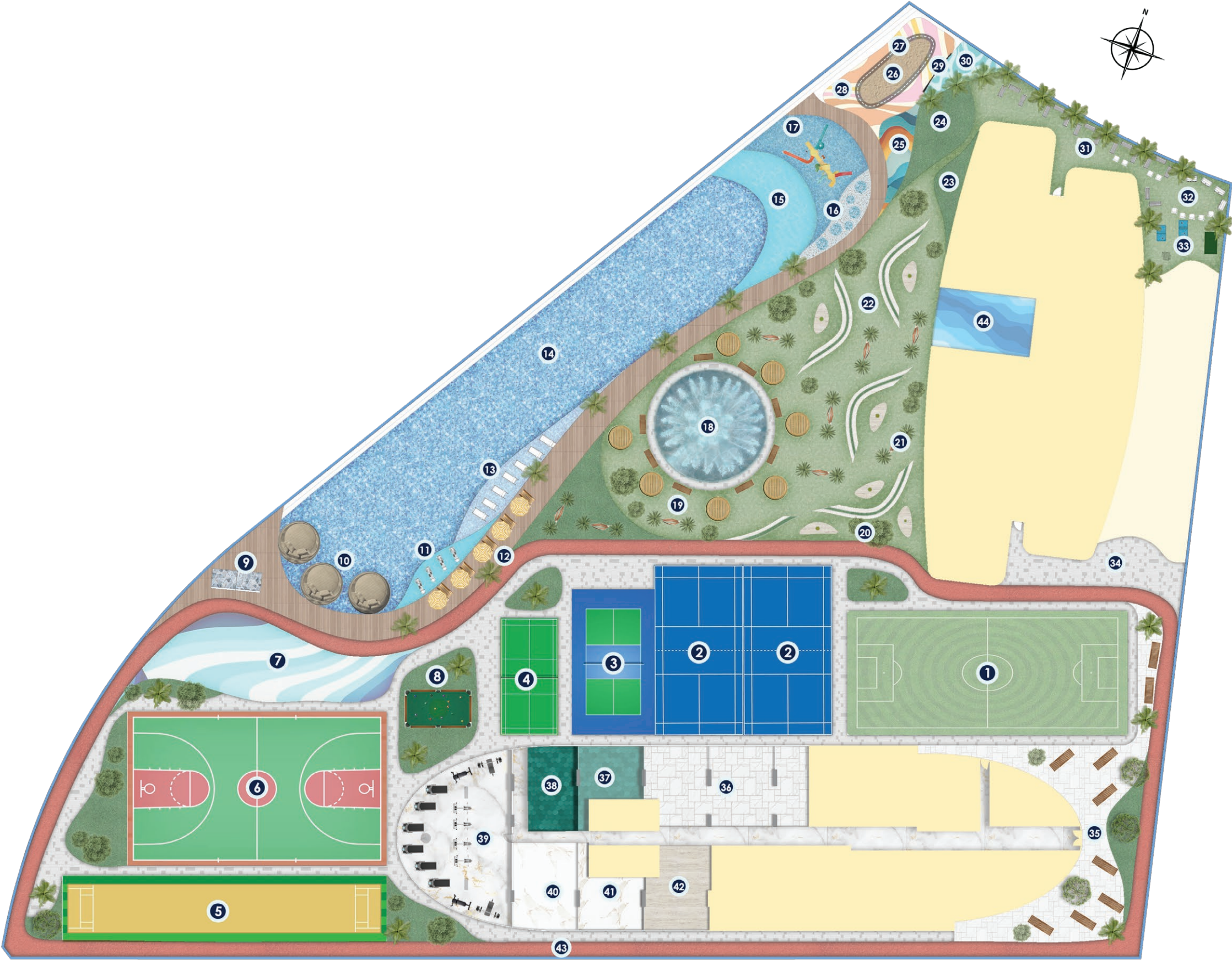
- STUDIO
- 1 BEDROOM
- 2 BEDROOMS
- 3 BEDROOMS

Serenz



LEGEND

- 1. Football Court
- 2. Padel Court
- 3. Pickleball Court
- 4. Badminton Court
- 5. Cricket Pitch
- 6. Basketball Court
- 7. Callisthenics Park
- 8. Snookball
- 9. Outdoor Refresh Zone
- 10. Sunken Seating
- 11. Aquatic Gym
- 12. Sun Loungers
- 13. Aqua Lounge
- 14. Serenity Pool
- 15. Kids Pool
- 16. Kids Splash Pad
- 17. Kids Water Park
- 18. Serenity Fountain
- 19. Family Cabana Seating
- 20. Serenity Garden
- 21. Hammock Garden
- 22. Urban Park
- 23. Outdoor Yoga
- 24. Meditation Zone
- 25. Kids Trampoline Area
- 26. Sand Pit
- 27. Kids Cycling Track
- 28. Kids Play Area
- 29. Kids Wall Climbing
- 30. Sensory Park
- 31. Outdoor Party Zone
- 32. BBQ Deck
- 33. Outdoor Games
- 34. Drone Docking Zone
- 35. Smoking Zone
- 36. Clubhouse
- 37. Male Steam and Sauna
- 38. Female Steam and Sauna
- 39. Indoor Gym
- 40. Male Prayer Hall
- 41. Female Prayer Hall
- 42. Business Center
- 43. Jogging Track
- 44. Kids Day Care



PODIUM AMENITIES FLOOR

1. All information, materials, plans and amenities are approximate and provided for illustrative purposes only. The Developer reserves the right to make revisions to the floor plans and any features, materials, dimensions, drawings, and amenities of the Project without notice.
2. Units areas, actual dimensions, layout, location, specifications of balcony, door, wardrobe or other fixtures may vary floor to floor and between units and are subject to revision by the Developer.
3. Furniture and electric devices will not be provided by the Developer, unless specified otherwise in the Unit Sale Purchase Agreement(SPA).
4. The circulation area dimensions may be added to the nearby rooms & or the spaces dimensions for illustration purpose.
5. Balcony dimensions specified in the layouts are indicative and may vary based on the balcony design and layouts.
6. The unit types in the floor plan are merged types. The specific selected unit may be the same layout as in floor plan or may be the mirror type as in the floor plan. Unit specific details, area layout will be reflected in unit SPA.

40+
AMENITIES

120,000 SQ. FT. *Of Curated*
LIFESTYLE SPACES

